

8:05



بنك القاهرة عمان  
CairoAmmanBank

1

17-Jun-2026

<b>TREASURY DEPARTMENT</b>		<b>TREASURY DEPARTMENT</b>				<b>TREASURY DEPARTMENT</b>			
<b>FOREIGN EXCHANGE RATES</b>									
Currencies against USD		Currencies against JOD				Currencies against ILS		MID RATES	
BUY	SELL	BUY	SELL	BUY	SELL	BUY	SELL		
		USD	0.7050	0.7130	JOD	4.0525	4.1525	4.10250	
					USD	2.8800	2.9400	0.70900	
GBP	1.3295	1.3571	GBP	0.9373	0.9676	GBP	3.8089	4.0100	0.95246
CHF	0.8016	0.7823	CHF	0.8795	0.9114	CHF	3.5728	3.7782	0.89546
JPY	161.86	158.70	JPY	0.0044	0.0045	JPY	0.0176	0.0187	0.00442
SEK	9.4440	9.2597	SEK	0.0747	0.0770	SEK	0.3030	0.3195	0.07583
CAD	1.4136	1.3857	CAD	0.4987	0.5145	CAD	2.0174	2.1417	0.50663
DKK	6.5002	6.3719	DKK	0.1085	0.1119	DKK	0.4411	0.4634	0.11018
EUR	1.1381	1.1846	EUR	0.8023	0.8446	EUR	3.2577	3.5028	0.82349
AUD	0.6991	0.7205	AUD	0.4929	0.5137	AUD	1.9935	2.1384	0.50331
NOK	9.5616	9.3752	NOK	0.0737	0.0761	NOK	0.2992	0.3156	0.07489

\* ABOVE RATES ARE THE BUYING AND SELLING RATES OF THE CURRENCIES AGAINST USD , JOD & ILS

\* THE ABOVE RATES ARE JUST FOR INFORMATION.

\* BRANCHES SHOULD REVERT TO THE TREASURY DEPARTMENT IF THE AMOUNT  
EXCEEDS JOD 3500

**Treasury Phones:**


02 2977291

02 2977292

02 2977293

02 2977294

Fax: 02 2979754



DAILY RATES FOR FIXED DEPOSITS

-TO: PALESTINE BRANCHES.  
-FOR INFORMATION AND MARKETING.


						16-Jun-2026
USD	1 WEEK	1 MONTH	2 MONTHS	3 MONTHS	6 MONTHS	ONE YEAR
						VALUE
5000 -15000	0.50	1.15	1.20	1.25	1.35	1.50
15001 -50000	0.75	1.25	1.30	1.35	1.45	1.65
50001 -150000	0.85	1.35	1.40	1.65	1.75	1.85
150001 AND ABOVE	1.00	1.50	1.60	1.75	1.85	2.00
GBP	1 WEEK	1 MONTH	3 MONTHS	6 MONTHS	ONE YEAR	
						VALUE
3000 -10000		0.50	1.00	1.10	1.20	1.25
10001 -25000		0.75	1.05	1.15	1.25	1.30
25001 -100000		0.85	1.10	1.20	1.30	1.35
100001 AND ABOVE		1.00	1.15	1.25	1.35	1.50
EURO	1 WEEK	1 MONTH	3 MONTHS	6 MONTHS	ONE YEAR	
						VALUE
3000 -50000		0.75	1.10	1.15	1.20	1.25
50001 -100000		0.85	1.15	1.25	1.35	1.50
100001 AND ABOVE		1.00	1.25	1.35	1.50	1.75
ILS	1 WEEK	1 MONTH	3 MONTHS	6 MONTHS	ONE YEAR	
						VALUE
10000 -50000		0.50	1.00	1.10	1.15	1.25
50001 -200000		0.75	1.05	1.15	1.20	1.35
200001 -500000		0.85	1.10	1.25	1.35	1.50
500001 AND ABOVE		1.00	1.15	1.50	1.65	1.75
JOD	1 MONTH	3 MONTHS	6 MONTHS	9 MONTHS	ONE YEAR	
						VALUE
3000 -25000		1.25	1.35	1.50	1.65	1.75
25001 -100000		1.35	1.55	1.60	1.75	1.85
100001 -250000		1.50	1.65	1.75	1.85	2.00
250,001 AND ABOVE		1.75	1.85	2.00	2.10	2.15



**DAILY RATES FOR FIXED DEPOSITS**


-TO: PALESTINE BRANCHES.  
-FOR INFORMATION AND MARKETING.

						17-Jun-2026
USD	1 WEEK	1 MONTH	2 MONTHS	3 MONTHS	6 MONTHS	ONE YEAR
	VALUE					19-Jun-26
5000 -15000	0.50	1.15	1.20	1.25	1.35	1.50
15001 -50000	0.75	1.25	1.30	1.35	1.45	1.65
50001 -150000	0.85	1.35	1.40	1.65	1.75	1.85
150001 AND ABOVE	1.00	1.50	1.60	1.75	1.85	2.00
GBP	1 WEEK	1 MONTH	3 MONTHS	6 MONTHS	ONE YEAR	
	VALUE					19-Jun-26
3000 -10000		0.50	1.00	1.10	1.20	1.25
10001 -25000		0.75	1.05	1.15	1.25	1.30
25001 -100000		0.85	1.10	1.20	1.30	1.35
100001 AND ABOVE		1.00	1.15	1.25	1.35	1.50
EURO	1 WEEK	1 MONTH	3 MONTHS	6 MONTHS	ONE YEAR	
	VALUE					19-Jun-26
3000 -50000		0.75	1.10	1.15	1.20	1.25
50001 -100000		0.85	1.15	1.25	1.35	1.50
100001 AND ABOVE		1.00	1.25	1.35	1.50	1.75
ILS	1 WEEK	1 MONTH	3 MONTHS	6 MONTHS	ONE YEAR	
	VALUE					18-Jun-26
10000 -50000		0.50	1.00	1.10	1.15	1.25
50001 -200000		0.75	1.05	1.15	1.20	1.35
200001 -500000		0.85	1.10	1.25	1.35	1.50
500001 AND ABOVE		1.00	1.15	1.50	1.65	1.75
JOD	1 MONTH	3 MONTHS	6 MONTHS	9 MONTHS	ONE YEAR	
	VALUE					18-Jun-26
3000 -25000		1.25	1.35	1.50	1.65	1.75
25001 -100000		1.35	1.55	1.60	1.75	1.85
100001 -250000		1.50	1.65	1.75	1.85	2.00
250,001 AND ABOVE		1.75	1.85	2.00	2.10	2.15



## TREASURY DEPARTMENT

DATE	16-Jun-26
SOFR O/N	3.69
<i>TERM SOFR</i>	
1M Term Reference Rate	3.63718
3M Term Reference Rate	3.66773
6M Term Reference Rate	3.73131
1Y Term Reference Rate	3.86914



**TREASURY DEPARTMENT**  
**EURIBOR**

DATE	15-Jun-26
SPOT VALUE	17-Jun-26
EURIBOR 1 WK	1.941
EURIBOR 1 M	2.171
EURIBOR 3 M	2.407
EURIBOR 6 M	2.606
EURIBOR 1 Y	2.796